



Red Bull CRASHED ICE

YOKOHAMA

ICE CROSS DOWNHILL WORLD CHAMPIONSHIP 2018/19

ATHLETE INVITATION



YOKOHAMA
7th&8th
DECEMBER

2018.12.7(金)・12.8(土) 横浜市臨港パーク特設会場

レッドブル・クラッシュドアイス

redbull.com/crashedicejp

BF Goodrich

FWD 富士生命



THE 1ST STOP YOKOHAMA JAPAN



WELCOME TO JAPAN!!

Red Bull Crashed Ice touches down in Japan for the first time as the opening event of the 2018/2019 season! The race track is laid out on Rinko Park area which is adjacent to the bustling city center of Yokohama with a full view of the historical international port. Excited spectators are waiting for your arrival!



SCHEDULE



WEDNESDAY, DECEMBER 5

16:00 – 19:00 Riders Accreditation (bring your jersey)

THURSDAY, DECEMBER 6

09:00 – 14:30 Riders Accreditation (bring your jersey)

16:00 – 16:30 Riders Briefing

17:30 – 19:00 Inspection & Open Training Jr/Women

19:00 – 20:30 Inspection & Open Training Men

20:30 – 21:15 Goalies & Freestyle Training

FRIDAY, DECEMBER 7

07:00 – 08:00 Riders Briefing

08:00 – 09:30 Open Training

10:00 – 12:30 Time Trials

15:00 – 16:00 Doors open

16:00 – 16:30 Riders Briefing (Jr/LCQ)

17:00 – 22:00 Junior WC / LCQ / Freestyle

22:00 – 22:20 Podium Ceremony

SATURDAY, DECEMBER 8

07:30 – 08:00 Riders Briefing

08:00 – 10:00 Open Training

15:00 – 16:00 Doors open

16:00 – 16:30 Riders Briefing

18:00 – 18:45 Round of 64

19:10 – 19:30 Round of 32

19:30 – 20:00 Round of 16 / Women's Semi Final

20:00 – 20:30 Women's & Men's Final

20:30 – 21:00 Podium Ceremony

* Please note that the schedule is subject to change by the RBCI organization without notice.



GETTING TO THE EVENT VENUE



FROM NARITA (NRT)

BY TRAIN



NARITA EXPRESS INFORMATION
<https://goo.gl/MoiQ9c>

BY BUS



BUS INFORMATION
<https://bit.ly/2xCUzhi>

*Suggested above are the most convenient transportation means. However, there are many different ways to get to Yokohama, therefore if you prefer to use a different transport system, or need to arrange your travel from different areas, please refer to the following transit route search.

<https://goo.gl/zS8XTT>



GETTING TO THE EVENT VENUE



FROM HANEDA(HND)

BY TRAIN

● Haneda Airport International Terminal

Keikyu-Kuko LINE

8min (5Stops)

● Yokohama Station

4min Walk or Taxi

● Yokohama Station

MM

Minatomirai Line

3min

● Minatomirai Station

5min Walk or Taxi

● Pacifico Yokohama

BY BUS

● Haneda Airport Terminal 1

Haneda Airport Limousine Bus

40min (7Stops)

● Inter Continental
Yokohama Grand

5min Walk or Taxi

● Pacifico Yokohama

KEIKYU LINE INFORMATION

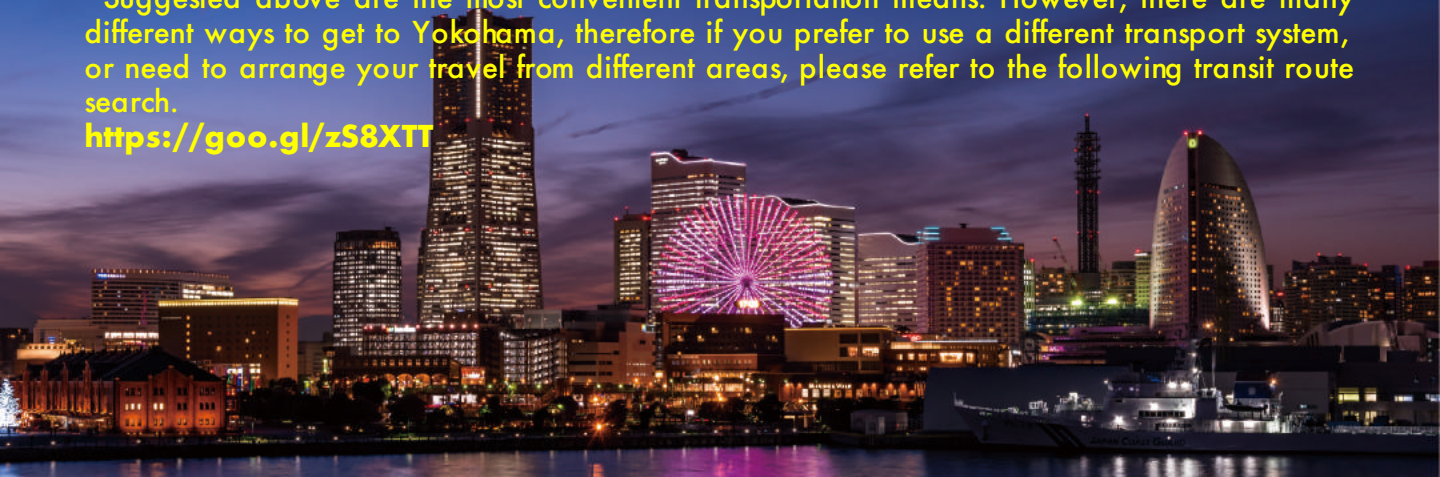
<http://www.haneda-tokyo-access.com/en/>

BUS INFORMATION

<http://hnd-bus.com/airport/h-yamashita/>

*Suggested above are the most convenient transportation means. However, there are many different ways to get to Yokohama, therefore if you prefer to use a different transport system, or need to arrange your travel from different areas, please refer to the following transit route search.

<https://goo.gl/zS8XTT>



GETTING TO THE EVENT VENUE



FROM MINATOMIRAI STA TO RINKO PARK



BASE CAMP



Red Bull Crashed Ice Yokohama is held at Rinko Park, situated by a large international convention center called "Pacifico Yokohama". Please refer to the below venue map for all your needs including Accreditations, Athlete Lounge and Catering.



***STAY OFF FROM THE SCAFFOLDING.
YOU WILL BE HELD RESPONSIBLE FOR ANY DAMAGES
OR INJURIES RESULTING FROM NON-COMPLIANCE!!**



The riders have to arrange their accommodation and we launched an exclusive booking website with special rate for riders. Please go to the following link for your accommodation booking.

***The proximity to the venue from each hotel is indicated on the map.**

If you prefer to book your accommodation on your own, please make sure that the distance is reasonable enough from the venue.

***Rinko Park Address: 1-1, Minatomirai 1, Nishiku, Yokohamashi, Kanagawa, Japan**

<https://kitos-001.jp/crashed-ice-yokohama/Entry/RegTop.aspx>

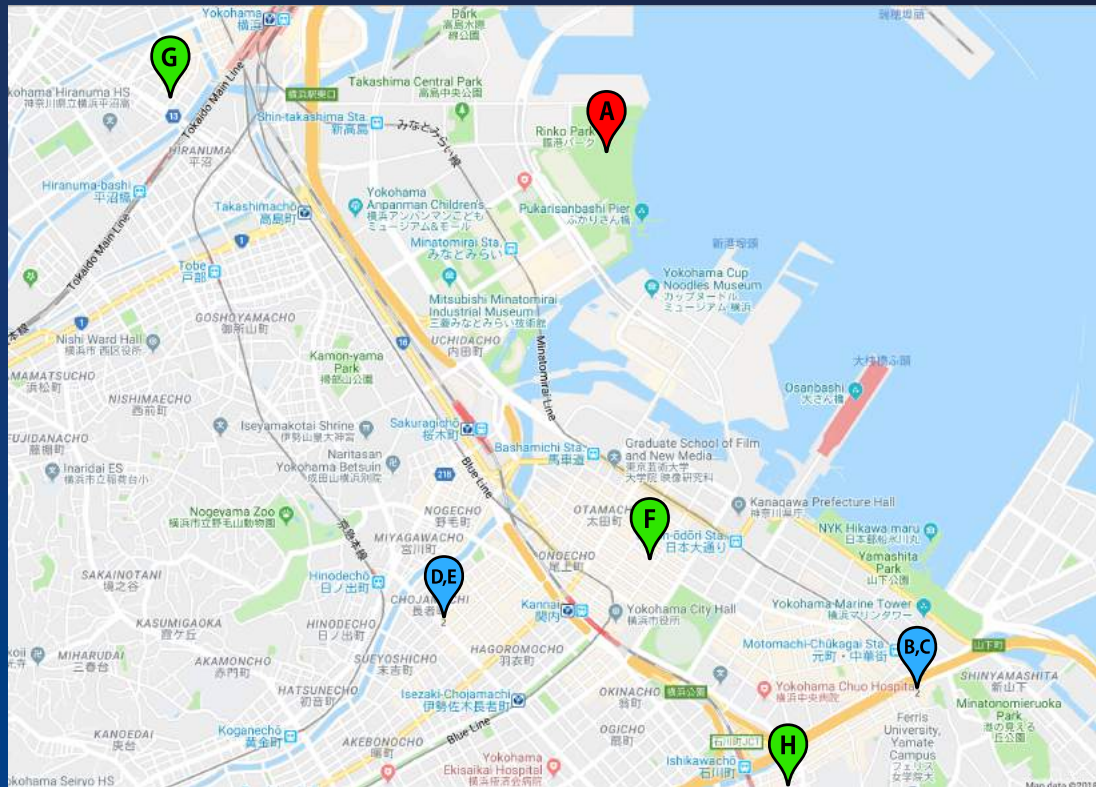


NIGHT OUT



Here are some bar and club suggestions

<https://batchgeo.com/map/8cfe45d66ac76076212de35df877df4b>



A RBCI BASE CAMP

[Rinko Park](#)

Category: RBCI BASE CAMP

B THE BRIDGE YOKOHAMA

[LAVI MOTOMACHI 4F, 1-13-5 Motomachi, Naka-ku, Yokohama-shi, KANAGAWA 231-0861](#)

Phone: [045-650-2228](#)

Category: Club

C GATE

[LAVI MOTOMACHI 5F, 1-13-5 Moto5achi, Naka-ku, Yokohama-shi, KANAGAWA 231-0861](#)

Phone: [045-312-3185](#)

Category: Club

D PARTY ZONE

[Yachi Bldg B1F, 8-113 Choujamachi, Naka-ku, Yokohama-shi, KANAGAWA 231-0033](#)

Phone: [045-253-6788](#)

Category: Club

E APACHE

[Yachi Bldg 1F, 8-113 Choujamachi, Naka-ku, Yokohama-shi, KANAGAWA 231-0033](#)

Phone: [045-315-5767](#)

Category: Bar

F Cocktail Bar Nemanja

[PALE KANNAI 6F, 1-2-1 Aioicho, Naka-ku, Yokohama-shi, KANAGAWA 231-0012](#)

Phone: [045-664-7305](#)

Category: Bar

G Luther

[3F, 2-10-18 Minami Saiwai, Nishi-ku, Yokohama-shi, KANAGAWA 220-0005](#)

Phone: [045-314-8993](#)

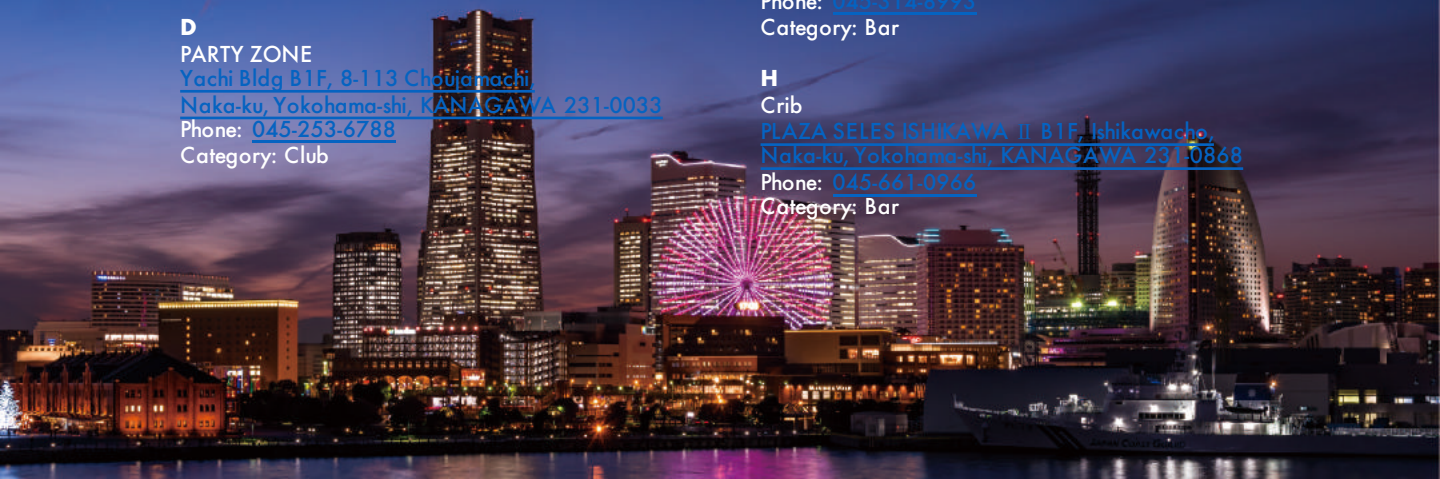
Category: Bar

H Crib

[PLAZA SELES ISHIKAWA II B1F, Ishikawacho, Naka-ku, Yokohama-shi, KANAGAWA 231-0868](#)

Phone: [045-661-0966](#)

Category: Bar



THINGS TO DO

Yokohama was the very first Japanese port opened for international trade and the city is uniquely blended with the charms of international influences over the centuries. Savor some Dim Sum in China town or take a leisurely stroll around Oosanbashi Pier and Red Brick Warehouse area, Yokohama offers plenty of activities. Yokohama is also closely situated to some popular tourist destinations that Japan has to offer and you can easily make a day trip to Mt. Fuji, Kamakura and Shibuya Crossing, the busiest intersection in Japan.



Express Bus to Mt. Fuji

<https://www.sotetsu.co.jp/en/bus/>

Train to Kamakura

<https://bit.ly/2MW6Ymk>

Train to Shibuya

<https://bit.ly/2NZ07wV>



JERSEY REQUIREMENTS



Every Jersey Design needs to be approved on site by the Red Bull Crashed Ice Sport Coordinator, Oliver Deby.

A rider will not be allowed to skate on the track if his/her jersey has not been approved!

Rules for riders jerseys' designs.

Area reserved for the official 2018/2019 Red Bull Crashed Ice tour patch.

The reserved area needs to be 13 x16 cm.

(The patch will be provided and sewn on at the first race of the season)



12 cm minimum distance from the official tour patch for the personal sponsor logo(s)

All athletes shall reserve free spaces (minimum 10 cm high) on each sleeve of their individual and team jerseys

A rider won't be allowed to skate on the track if his/her jersey is not respecting the regulations



LAST BUT NOT LEAST...



**Enjoy your first Red Bull Crashed Ice Yokohama!
We hope everyone has a blast and a memorable
stay while you are here!**

**To make your stay a little more enjoyable,
here are some useful Japanese language tips...**

Hai – Yes

Iie, Chigaimasu – No

Arigato – Thank you

Sumimasen – Excuse me

Gomennasai – I'm sorry

Konnichiwa – Hello, Good afternoon

Watashino Namae wa John Desu – My name is John

Ohayo Gozaimasu – Good morning

Konbanwa – Good evening

Oyasuminasai – Good night

Biiro wo Kudasai – Beer please

